

## IDENTIFICATION DE LA TAILLE DES CHENILLES CAMSO

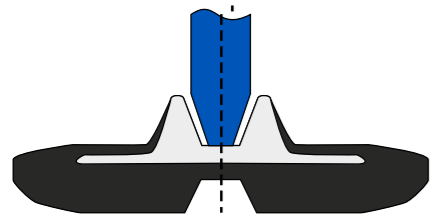
Identification du n° de pièce: veuillez noter que Camso identifie les chenilles comme suit : **largeur x pas x maillons**. L'ordre peut différer pour les autres marques.

Exemple :

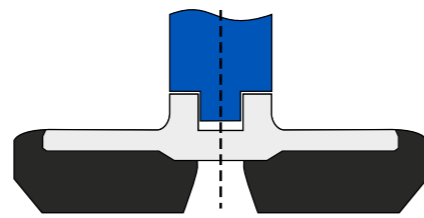
<b>SD</b>	<b>300</b>	<b>x</b>	<b>52.5</b>	<b>x</b>	<b>80</b>	<b>V1</b>	<b>I</b>	<b>SA</b>
Marque [SD/HXD]	Largeur (mm)		Pas (mm)		Nombre de maillons	Crampon	Système de guidage	Type de barre de métal
<b>Taille de la chenille</b>								

## SYSTÈMES DE GUIDAGE

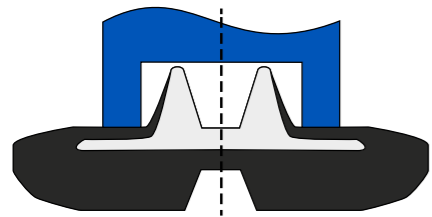
### TYPE A



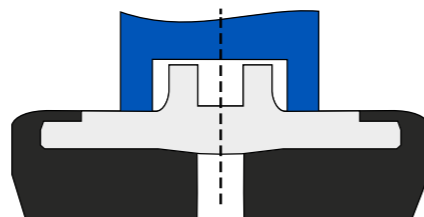
### TYPE I - INTERCHANGEABLE




### TYPE B



### TYPE J - GUIDAGE EXTÉRIEUR



## POSITION DES GALETS



TYPES DE CRAMPONS  
ET SYSTÈMES DE GUIDAGE  
**CHENILLES**  
**CONSTRUCTION**



# TYPES DE CRAMpons





## MINI-PELLES

HXD		SD		
 AH	 AB	 V1	 V3	 V4
 V5	 A	 D	 O	 P
 OZ	 Q	 R1	 S	 T1
 X	 Y2	 ZZ		



## VÉHICULES UTILITAIRES

 A1	 A2
---	--







## BV206

 BV206
--




## CHARGEUSES COMPACTES

HXD			SD
 HH	 HA	 ST	 B




## CHARGEUSES MULTI-TERRAIN

 MTL1	 MTL2
--	--

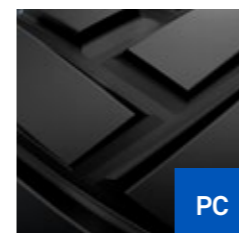



## CHENILLES SUR ROUES

 OTT
---



## FINISSEURS

 PC	 PS
--	--